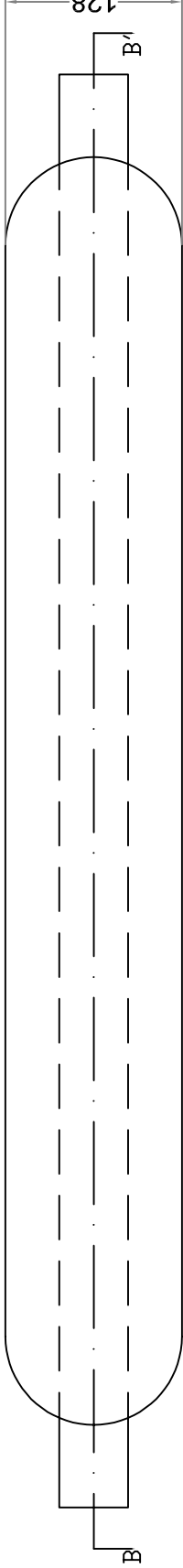
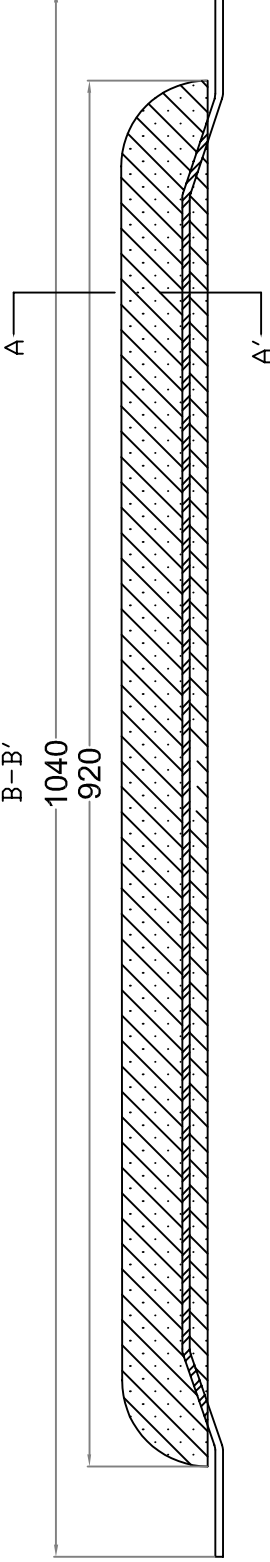


NOTES:

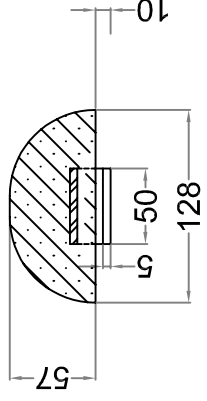
1. Net Weight: 14.8 Kg
2. Gross weight: 16.8Kg
3. Insert Weight: 2 Kg
4. Insert quality: Plate, bar sections: EN10025 grade S235 or S275
5. Insert Welding
All fabrication of steel insert are according EN10287 and EN10288
6. All dimensions are in mm



CROSS SECTION
B-B'



CROSS SECTION
A-A'



ZAMB ÖNTEGELÉK PROTEKCIÓBÍRÓ TITELNEK: YYYYYYYY WWW.YYYYYYYY.ME

NO.	DATE	REVISION	REV/CHK/APP.

DRAWING NAME:

ANODE GENERAL DESCRIPTION

ANODE TYPE:

A168

DESIGNED	S.P.	BELONGS
STUDIED	S.P.	PAGE
		1
APPROVED	A.Y.	SCALE
		1/5
DRAWING NUMBER	DATE	
A168-920-128-57	28/08/07	
	CODE	
	510034	